Type 2 AC surge protector - 3-phase+N

DS44-400/G



- **Discover our latest innovation : the DAC50-31-440**
- Type 2 AC Multipolar surge protector
- In : 20 kA
- Imax total : 40 kA
- Pluggable module for each phase
- Remote signaling option
- EN 61643-11, IEC 61643-11 compliance
- UL1449 ed.5

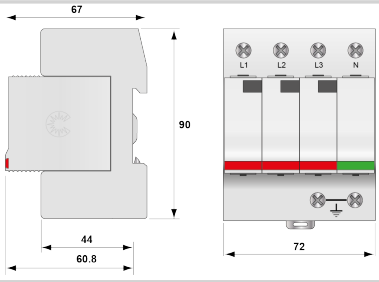

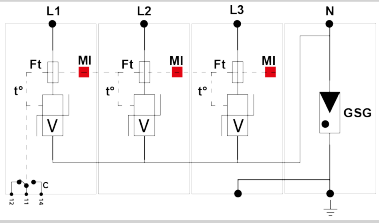

Electrical Characteristics		
SPD type	IEC	2
Network		230/400 V 3-phase+N
AC system		TT-TNS
Nominal line voltage	Un	230 Vac
Max. AC operating voltage	Uc	440 Vac
Temporary Over Voltage (TOV) Characteristics - 5 sec. *Without disconnection*	UT	580 Vac withstand
Temporary Over Voltage (TOV) Characteristics - 120 mn *Without disconnection or with safety disconnection*	UT	770 Vac withstand
Temporary Over Voltage N/PE (TOV HT) *Without disconnection or with safety disconnection*	UT	1200 V/300A/200 ms withstand
Residual Current *Leakage current to Ground*	Ipe	None
Follow current	If	None
Nominal discharge current *15 x 8/20 µs impulses*	In	20 kA
Max. discharge current *max. withstand @ 8/20 µs by pole*	Imax	40 kA
Total Maximum discharge current *max. total withstand @ 8/20 µs*	Imax Total	40 kA
Connection mode(s)		L/N and N/PE
Protection mode(s)		Common/Differential mode
Residual voltage at 5 kA *@ 5 kA (8/20µs)*	Up-5kA	1.3 kV
Protection level L/N *@ In (8/20µs)*	Up L/N	1.8 kV
Protection level N/PE *@ In (8/20µs)*	Up N/PE	1.5 kV
Admissible short-circuit current	Isccr	25 000 A
Mechanical Characteristics		
Technology		MOV+GDT
SPD configuration		3-phase+Neutral
Connection to Network		By screw terminals: 2.5-25mm² / by bus
Format		Plug-in modular box
Mounting		Symmetrical rail 35 mm (EN 60715)
Housing material		Thermoplastic UL94 V-0
Operating temperature	Tu	-40/+85°C
Protection rating		IP20
Failsafe mode		Disconnection from AC network
Disconnection indicator		1 mechanical indicator by pole
Spare module(s)		DSM40-400+DS40G-600
Remote signaling of disconnection		option DS44S-400/G : output on changeover contact
Dimensions		See diagram
Weight		0.343 kg
Disconnectors		
Thermal disconnector		Internal
Installation ground fault breaker		Type 'S' or delayed
Back-up protection device		Fuses type gG - 50 A
Standards		
Standards compliance		IEC 61643-11 / EN 61643-11 / UL1449 ed.5
Certification		cRUus
Part number		
461412		